
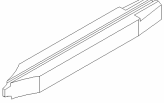
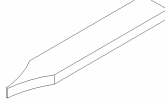
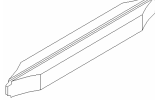
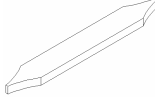
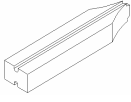
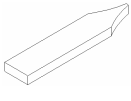
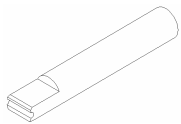
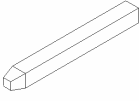
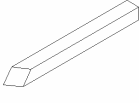
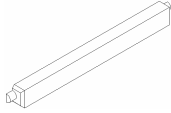


CS CNC-16 TOOLS LIST

NO	DRAWING	ITEM NAME	SPEC.	PCS	REMARK
		Feed Roller	0.4/0.5, 0.6/0.7, 0.8/0.9 1.0/1.2, 1.4/1.6	20	
		End Wire Guide	0.4/0.5, 0.6/0.7, 0.8/0.9 1.0/1.2, 1.4/1.6	5	
		End Cover	76m/m, 85m/m	2	
		Mid Wire Guide	0.4/0.5, 0.6/0.7, 0.8/0.9 1.0/1.2, 1.4/1.6	5	
		Mid Cover		2	
		Inlet Wire Guide	0.4/0.5, 0.6/0.7, 0.8/0.9 1.0/1.2, 1.4/1.6	5	
		Inlet Cover		2	
		Coiling tool	0.4,0.5,0.6,0.7,0.8,0.9,1.0, 1.2,1.4,1.6	20	
		Cutter		2	
		Pitch Tool	30° 45°	2	
		Arbor	4/5, 6/7, 8/9, 10/11, 12/13, 14/15	6	