
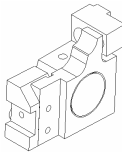
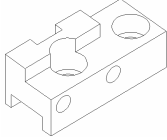
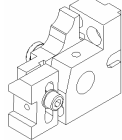
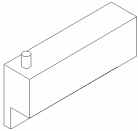
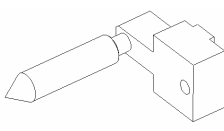
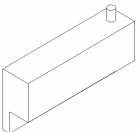

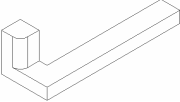
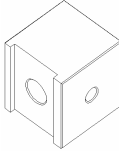

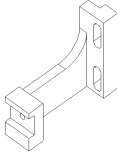
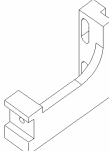


KHM CNC-10 ACCESSORY LIST

ITEM NAME	DRAWING	PCS.	REM.	ITEM NAME	DRAWING	PCS.	REM.
10A120 (pitch cam)		2		10A481LBom base-tools holder, left		1	
10A257L (arbor holder, left coil)		1		10A481RBom base-tools holder, right		1	
10A258L 3*3 arbor washer , left		1		10A488Bom center point adj.		1	
10A258R 3*3 arbor washer, right		1		10A546 roller's spring		1	
10A264 cutter transfer		1					
10A386 clamp-tools holder		4		tool box		1	
				grease gun		1	
				3mm "T" type wrench		1	
10A387 clamp-tools holder		4		4mm " T" type wrench		1	
				5mm " T" type wrench		1	
				7x8 open wrench		1	
10A486L base-tool's holder, left		1		11x13 open wrench		1	
				open wrench		1set	
				alloy wrench		1set	
10A486R base-tool's holder, right		1		abnormal detect wire		1	
				screw driver		1	