
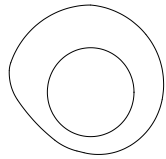

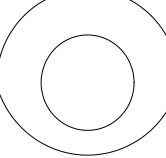

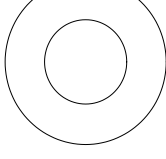

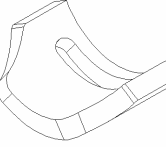
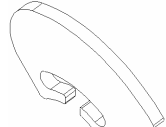
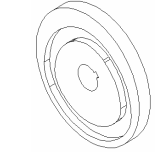
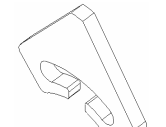
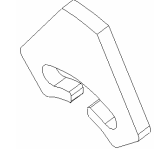
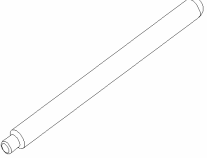
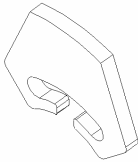
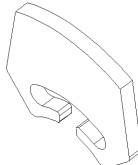
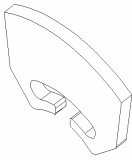
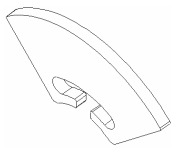


KHM CNC-23 ACCESSORY LIST

ITEM NAME	DRAWING	QTY.	REM	NO.	ITEM NAME	DRAWING	QTY.	REM
20240-1 Pitch Cam No. 1		2		20236	Taper Cam		2	
20240-2 Pitch Cam No. 2		2		20236A	Taper Cam		2	
20240-3 Pitch Cam No. 3		2		20236B	Taper Cam		2	
20240-4 Pitch Cam No. 4		2		20238	Arbor Kick Cam		2	
20240-5 Pitch Cam No. 5		2		20241	High Speed Cam		1	
20245-1 Pitch Cam No. 6		1						
20245-2 Pitch Cam No. 7		1		C8224-1	ψ6		1	
				20128	ψ8		1	
				20158	ψ12		1	

KHM CNC-23 ACCESSORY LIST

ITEM NAME	DRAWING	QTY.	REM	NO.	ITEM NAME	DRAWING	QTY.	REM
20245-3 Pitch Cam No. 8		1						
					Tool Box		1	
					Washer And Bearing For High Speed Cam		1	
					M8*L20 Screw & Washer		2	
20245-4 Pitch Cam No. 9		1			M8*L25 Screw & Washer		10	
					13 Wrench		1	
					30 OpenWrench		2	
					Open Wrench		1 set	
20245-5 Pitch Cam No. 10		1			5mmT T wrench		1	
					6mmT T Wrench		1	
					Hex Wrench		1 set	
					Probe		1	
20245 Pitch Cam No. 11		1			Grease		1	